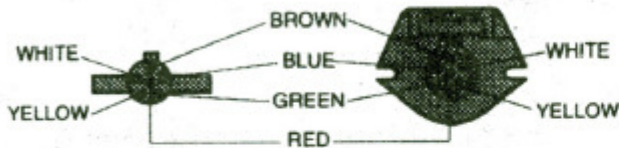


# Connector Wiring Diagrams

## 6-WAY CONNECTOR WIRING DIAGRAM

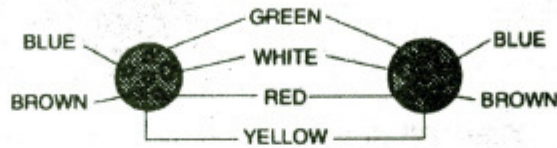
### 6-WAY MOLDED TRAILER/ SEALED CAR CONNECTOR & CABLE



**TRAILER END**  
As viewed from front  
face of 6-way connector with molded  
on cable.

**CAR END**  
As viewed from front  
face of 6-way connector  
with sealed cable.

### 6-WAY ZINC DIE-CAST CONNECTOR



**TRAILER END**  
As viewed from core  
back side where wires are attached  
with screws.

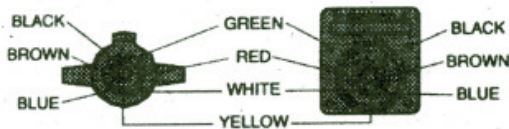
**CAR END**  
As viewed from core  
back side where wires are  
attached with screws.

## 6 - WAY W I R I N G I N D E X

Wire Color & Gauge	Molded Trailer/Sealed Car Connector Terminal	Zinc Die-Cast Connector Terminal
White / 10/14 gauge	Common Ground	GD - Common Ground
Blue / 10/14 gauge	Electric Brake	S - Electric Brake
Green / 10/14 gauge	Right Stop & Turn	TM - Tail & License
Red / 10/14 gauge	Auxiliary	LT - Left Stop & Turn
Brown / 14 gauge	Tail & License	RT - Right Stop & Turn
Yellow / 14 gauge	Left Stop & Turn	A - Auxiliary

## 7-WAY CONNECTOR WIRING DIAGRAM

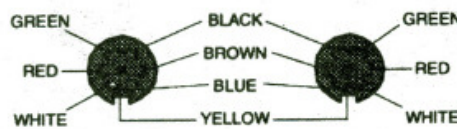
### 7-WAY MOLDED TRAILER/ SEALED CAR CONNECTOR & CABLE



**TRAILER END**  
As viewed from front  
face of 7-way connector with molded  
on cable.

**CAR END**  
As viewed from front  
face of 7-way connector  
with sealed cable.

### 7-WAY THERMO-PLASTIC/ METAL CONNECTOR



**TRAILER END**  
As viewed from core  
back side where wires are attached  
with screws.

**CAR END**  
As viewed from core  
back side where wires are  
attached with screws.

## 7 - WAY W I R I N G I N D E X

Wire Color & Gauge	Molded Trailer/Sealed Car Connector Terminal	Thermo-Plastic/Metal Connector Terminal
White / .10 gauge	Common Ground	#1 Common Ground
Blue / 12 gauge	Electric Brake	#2 Electric Brake
Green / 14 gauge	Tail & License	#3 Tail & License
Black / 10 gauge	Battery Charge	#4 Battery Charge
Red / 14 gauge	Left Stop & Turn	#5 Left Stop & Turn
Brown / 14 gauge	Right Stop & Turn	#6 Right Stop & Turn
Yellow / 14 gauge	Center Auxiliary	#7 Center Auxiliary